



Sale of Liquid Milk Sales Book

At a Board Meeting on 25th August 2022, a decision was made by the Board of Directors to sell Arrabawn's liquid milk sales book to Aurivo. This decision was arrived at following lengthy analysis and discussion.

As previously communicated, the site in Kilconnell is not included in the sale and Arrabawn is currently looking at a number of potential options for alternative use on the facility.

The deal is subject to due diligence and approval from the Competition Authority so it is likely to be quarter 1 in 2023 before the sales transaction is completed. Production on the site will continue in the meantime.

All Van Sales, merchandising and sales management employees will transfer with the sale. Consultation has started with all other employees at the plant in Kilconnell to review all options.

Milk supply and upcoming liquid milk contracts will not be impacted by this decision. As part of the arrangement for the coming years, Arrabawn will continue to take in milk from all liquid milk suppliers all year round.

The process is at a very early stage and you will be kept up to date with any developments.

Tackling the 25% reduction in Emissions

Climate change has dominated the public discourse in recent months, and in particular the role of agriculture. Sectoral targets have now been set with agriculture's target being a 25% reduction in emissions relative to 2018, and the land use (LULUCF) target will be addressed in 18 months' time. A 25% reduction is a very demanding target. The debate is often framed around a cut to the national herd, but there is an alternative, which is the development and implementation of technologies and improvements in our systems of production to reduce emissions. Can we meet all of the 25% target through technology alone? It will be very challenging as the technologies outlined in the 2019 Teagasc MACC are not nearly sufficient. However, there are a range of additional technologies at various stages in the research pipeline, some which could be deployed soon including age at slaughter & feed additives and others are at an early stage of research (breeding).

As a farmer where do I start to reduce emissions?

Step one on any farm should be to reduce the reliance on chemical nitrogen in grassland and cropping systems.

How does reducing chemical N reduce greenhouse gas (GHG) emissions?

Chemical N releases nitrous oxide into the atmosphere when applied to land. Nitrous oxide is one of the 3 main greenhouse gases (carbon dioxide, nitrous oxide and methane). Therefore, if you reduce the amount of chemical N used on the farm you reduce the amount of nitrous oxide emitted.

What are the main fertiliser reduction strategies?

There are a range of proven technologies today to reduce our reliance on chemical N:

1. Get soil fertility correct. Moving from pH 5.5 to 6.3 can make between 50 – 70 kg N per ha per year available to the crop as well as reducing N₂O emissions per kg N applied. Aim for Index 3 for P and K.
2. Apply slurry using LESS between February and May. Slurry nitrogen fertiliser replacement value can be increased (and ammonia emissions reduced) by between 25% - 50% by using trailing hose (dribble bar) or trailing shoe technology.
3. Use clover or multi-species swards. Clover can fix between 80 – 120 kg N per ha per year depending on underlying soil fertility and sward management. Multi-species swards also offer extra benefits in terms of drought resistance and cow health. However, care must be taken to ensure adequate dietary roughage (hay or straw) in order to avoid bloat.

What type of chemical fertiliser should I use?

If chemical fertiliser must be applied, then switching from CAN and straight urea to protected urea will directly reduce both GHG and ammonia emissions while also being cheaper. New research on low N compound

fertilisers has found that N₂O emissions could be reduced around 40% with compounds including 18:6:12 compared to high N compounds.

What is the national inventory for greenhouse gases (GHG)?

The national inventory is an accounting system, overseen by the EPA, which accounts for all the GHG emissions from each of the sectors and the country as a whole. So, when we talk about a 25% reduction in GHG in agriculture it refers to a reduction in the national inventory figures. For Agriculture, the inventory includes: N fertiliser type and amount used, livestock number, manure storage and application method and lime use.

For the enabling actions above (liming, LESS, clover etc) to work to reduce GHG and consequently the national inventory figure for Agriculture, N fertiliser application must be decreased by the amount of N that each measure saves, otherwise there is little or no GHG saving. And you, the farmer is losing out as there is no cost saving from applying lime, using LESS or incorporating clover. The national inventory does not measure clover incorporation levels, it does measure lime application and it counts as a small increase in GHG emissions but the savings from the reduced N fertiliser application due to liming are much greater. Therefore, if chemical N doesn't decrease, then we don't get credit for it in the inventory or our pockets.

Many farmers have reduced their nitrogen use in 2022 due to high fertiliser prices but can you retain that saving in your pocket and your emissions reduction through 2023 and beyond?



SCC Checklist

Collecting Yards and Roadways

The greater the spacing available to the cows the less stress the cows are under in the collecting yard and the cleaner the cows will be entering the parlour.

- ☐ 1.5m² per cow in the collecting yard
- ☐ Grip to stop the cows from slipping
- ☐ Smooth enough to be easily cleaned
- ☐ Gradient on the collecting yard so it can be washed and cleaned

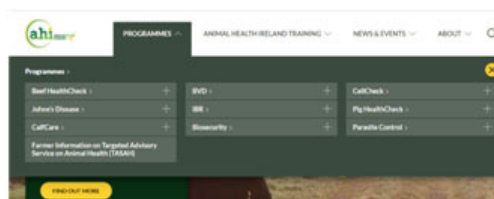
- ☐ between milking's.
- ☐ Where possible minimize walking distance from the parlour to the furthest paddock
- ☐ Astroturf can be used on more travelled parts of the roadways to soften the surface and reduce lameness but must be laid on a good surface and on the higher part of the roadway.
- ☐ Avoid pinch points (areas where cows slow down) on the roadway – cows will dung more at these

- ☐ points creating a dirty surface and erode part of the roadway.
- ☐ Avoid sharp bends on the roadway – discrete bends are better where the cow doesn't even know she is turning.
- ☐ Smooth, sloped and sufficiently wide roadways are important – 100-150 cows should have a roadway 6 meters wide.
- ☐ Avoid water troughs on roadways creating a pinch point and a buildup of dung on the roadway.

FREE Dry Cow Consults


- Are you considering Selective Dry Cow Therapy this year?
- Is your average Bulk Tank SCC under 200,000?
- Do you milk record 4 times a year?

You have to meet the criteria to apply for a **FREE** Dry Cow Consult. Once registered a vet of your choice will help you decide the best approach to take on Selective Dry Cow Therapy this autumn. With the help of a vet it will ensure the best possible outcome for your herd. Follow the simple steps below to register today:



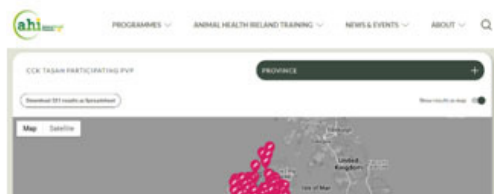
Google Animal Health Ireland and enter their website

Click in Programmes along the top bar and select CellChec



Click on CellCheck TASAHA Trained Veterinary Practitioners, this is bringing up a map of Ireland with all TASAHA trained vets.

Zoom into the map to see a vet's locations or download as a spreadsheet to see a full list of names



Return to previous page and click on CellCheck Dry Cow Consult to see more information on the programme.

Continue scrolling and you will see "you can register by clicking here". Click on the link and this will bring you to the online application form.



Fill in all details required, hit submit and wait for approval.

AHI will inform you if your herd is suitable for a consult.

It is a free service for you benefit, if you are eligible, take the freebie!



SPECIAL OFFERS



**BCOS BRIQUETTES ECO
RANGE COMING SOON**



**SAVE
€10**

DUNLOP PURFORT RANGE



**SAVE
10%**

SOLAS LIGHT BULB RANGE



**SAVE
10%**

TUCK & FASTENERS



**SAVE
10%**

FF GROUP POWERTOOLS



**SAVE
EXTRA
10%**

ALL RODENT BAIT

Antibiotic change and preparation for Winter 2022

The use of antibiotics on farms is changing and affects everyone who either prescribes or administers antibiotics.

“Use as little as possible and as much as necessary

Bacterial resistance to antibiotics (AMR), is increasing throughout the world. If the right antibiotic is not administered to the right animal for the right disease for the right duration at the right dose, resistance to antibiotics can develop. Resulting in that antibiotic ceasing to be effective to treat that bacteria on your farm. Since January 2022, on farm use of antibiotics has changed as a result of EU Regulation:

- Antibiotics are not to be applied routinely nor to compensate for poor hygiene, animal husbandry or poor farm management.
- Preventive administration of antibiotics to an animal or group of animals is only possible where there is a very high risk of infection, deemed by your vet.
- The use of antibiotics to control the spread of disease in a group of animals can only be carried out if the practitioner determines that the risk of spread is high, and no other appropriate alternatives are available.

How to reduce antibiotic use on your farm? An important first step is to draw up a Herd Health Plan (HHP). The HHP should be devised as a collaborative effort with your veterinary practitioner, unique to the individual farm. Mastitis control accounts for the majority of antibiotic use in most herds. Antibiotic usage to control either lactation or dry period mastitis can be reduced in the following ways:

- Understand what is happening at herd level using your monthly bulk tank SCC from your Co-op. The SCC record of each cow allows you to understand what is happening to your cows. If you are not recording each cow, it is never too late to start.
- Find out the type of bacteria involved in your mastitis cases. Sampling of 6-10 cows with mastitis of varying lactation numbers during the year is all that is required. This will provide an adequate bacterial profile and list whether they are susceptible or resistant to a range of antibiotics.
- Maintain accurate records of antibiotic usage in your cows: date of administration, amount of antibiotic used, duration of treatment, number/freeze brand of cows, withdrawal period and unused antibiotic. This record is essential when looking at treatment required at drying off.

Start planning for selective dry cow therapy in your herd this Autumn if not already started. If eligible, sign up for a free Dry Cow Consult by clicking on the link. <https://animalhealthireland.ie/programmes/cellcheck/cellcheck-dry-cow-consult-tasah/>

Autumn Grass

Autumn Grass has been quite high in water averaging 11-12% DM the last number of weeks given large rainfall so it's important to consider adding extra fibre to maintain rumen fill and keep dung consistency right. Recent issues such as a drop in milk yield is very common across the Arrabawn catchment given recent storms too. It has been stressful for the cow in general thus drop in yield, coughing and acidosis have been seen on farm. Grass growth has steadied recently, and average farm covers overall are generous. The issue now is weather persisting is to access these covers without causing damage. The addition of 1-2kg DM of Silage or 0.5-1kg of Straw will help in adding extra fibre to the diet. Each farm works differently so whatever is practical. Other farms have made alterations in the parlour increasing feeding rates to 3-4kg +. In the case of grass silage being fed as a buffer a 16% Dairy nut will be needed along with grazed grass. It is advised to contact your rep and test any silage to see where quality is. Going forward its best to see where overall winter fodder is for housing for the dry cow diet anyway. Regards silage, every farm should have an idea on length of supply coming into the winter. Fibre is a 3rd of the diet so it's vital, all farms should have a budget carried out at this stage if supplies are questionable as a result of the early season drought in some parts of Arrabawn's catchment. Currently Silage testing is being done and quality is coming back good but yield on silage slabs is back so contact your rep and a budget can be looked at and diets for housing. Again, grass DM is very low and will be between now and close out date combined with shortening day length the diet will contain a higher than normal level of concentrates 3.5kg + in most cases. Moving from Summer Grazing Dairy options in the parlour Arrabawn have a number of products such as Supreme Dairy 16% and a number of 18's specifically formulated for late lactation and both work in a variety of diets. In late lactation its vital to have average crude protein of the diet in 16-17% range and grass CP will gradually drop approaching backend. Regards ingredients the makeup of both Supreme Dairy 16% & Milkifeed 18 (in cases of 2-3Kg DM Grass Silage in diet) contain high levels of maize and wheat giving high levels of energy to meet requirements of Milk & Maintenance. Backed up with high levels of starch is MEGALAC as highlighted before in many of DOC cubes, is raw energy high in oil again giving every chance for the cow to build body condition towards the winter. Its hugely important to monitor the rumen in the line of pH through consistency in dung so both Beet Pulp & Yeast are included which indirectly avoid NEB & Ketosis. Lameness also can be helped with such products. This time of year, with large amounts of grass through the rumen and in herds where milk yield is still very good there can be a draw on the cow and lameness can arise which is seen in a number of herds lately. DOC have a number of different feeding rates for each which is quite important at this stage of the year so for more info on this, and other nutritional matters, consult your local Dan O'Connor Feeds representative or any branch of Arrabawn Co-op.

Controlling Mastitis when Buffer Feeding

Parts of the Munster, Midlands and South East have been experiencing less grass growth than required, so buffer feeding is needed to fill the gap. Weather cows are bales of silage or zero-grazed grass, the same steps should be followed to help reduce mastitis cases and keep SCC under control.

Daily Cleaning

- If cows are fed indoors cubicles and passage ways should be cleaned daily even if the cows are only in for a few hours a day.
- Turn on automatic scrapers and scrape down cubicles daily.
- Apply lime to all cubicles, some cows may lay down while indoors, so they need to be kept clean.

Monitor Cow Hygiene

- Assess the cows as they enter the parlour, are their legs and under belly clean or gathering dirt?
 - If yes, ensure the sheds or outdoor area cows are fed are kept clean.
- Are their udders clean?
 - Pre-foaming may be needed before milking to remove dirt before milking.

Flies

- Flies can carry bacteria which bacteria.
- When cows are hanging around in the one place, a build-up of dung can occur. This will attract flies.
- Use fly treatments if you notice flies landing on the cows or near the parlour.

Reduce Stress

- When cows are stressed, their immune system is weakened, therefore the likely hood of picking up mastitis is increased
- Stress can be caused by a number of factors:
 - Disturbance to normal routine
 - Fighting or pushing to get to feed rails/round feeders. Ensure enough room for all cows to feed at once.
 - Do let cows get too hungry, ensure grass in field or buffer feed available at all times.



New changes to Dry Cow Therapy for 2022

New Veterinary Medicines Regulation EU 2019/6 which came into effect in January 2022 changes how your veterinary practitioner can approach prescribing antimicrobial dry cow therapy. This is to ensure the continued effectiveness of antibiotics and to reduce the development of resistance.

A blanket approach to drying off is no longer permitted, instead your veterinary practitioner must adopt a **selective approach to dry cow therapy** when prescribing dry cow mastitis tubes for your herd.

With a selective approach, all cows are considered individually in terms of the risk of mastitis over the dry period. Your veterinary practitioner will determine if a dry cow tube is needed at drying off, in some cows an internal teat sealant alone will be sufficient.

A selective approach involves doing a risk assessment at the individual animal level to determine which cows will need antimicrobial treatment over the dry period.

Dry cow tubes can be prescribed but on an individual cow basis where there is evidence of a risk of infection in that cow.

Your veterinary practitioner needs **individual cow information** to assess the risk of infection to the individual cows in your herd.

Information includes:

- Records of all mastitis cases
- Previous treatments and related outcomes
- Any milk quality data including somatic cell counts, bacterial culture and antibiotic susceptibility testing

Milk recording is recommended as a key tool to better inform the development of a targeted dry cow mastitis control strategy.

Your practitioner may also need to examine the cows and do further tests. To ensure an effective approach to mastitis control, a selective dry-cow strategy for your herd must be worked out carefully, hence the importance of engaging in good time with your veterinary practitioner when making farm-level decisions.



**An Roinn Talmhaíochta,
Bia agus Mara**
Department of Agriculture,
Food and the Marine

DEOSAN



ARE RISING IN THERMODURIC COUNTS CAUSING YOU CONCERN?

We talk to Siobhan Hennessy, Dairy Hygiene Specialist at Diversey Agriculture, to understand why there is a need for an increased focus on teat hygiene going into the autumn.

In raw milk, thermophilic organisms originate from a variety of sources including soil, fodder, fermented feedstuffs such as silage, and cows' contaminated coats. They will grow readily on poorly cleaned or sanitised milking equipment, and it is therefore important to make sure the milking plant is being cleaned properly - regularly check for the correct chemical choices, and use them at the correct concentration, temperature and contact time.

It is also important to remember that where cows are exposed to contaminated material, thermophilic bacteria can accumulate on their teats and enter the raw milk supply if teat preparation is inadequate.

The lack of grass this year has forced many dairy farmers to offer additional feed to support the welfare of their animals and milk production during this very dry summer. With cows milling around winter housing feed fences, or feeders out in the fields, this has led to increased levels of teat soiling for this time of year.

"We are beginning to see an increase in thermophilic counts on bulk tank supplies," explains Siobhan Hennessy. "So, it is becoming increasingly important for dairy farmers to look at ways to avoid this situation as soon as possible."

The issue has been particularly noted at grass where dry soil patches have been exposed around the feeders, resulting in plenty of dust to contaminate teat skin and cows' coats. As we transition into Autumn, and potentially wetter conditions, this situation could get worse, with soil patches quickly becoming puddles of mud.

"Ensure that you have a thorough pre-milking teat preparation routine in place now, in order to optimize teat cleanliness, health and condition going into the later stages of the year," Siobhan advises.

"The teat skin is the first line of defence against environmental challenges that can lead to dry and chapped skin. The use of a pre-

milking disinfectant such as the pre- and post- milking chlorhexidine product Deosan Teatfoam, will ensure the speedy and thorough removal of dirt and bacteria from the teats before milking takes place," she adds. "Chlorhexidine has a strong affinity to skin, but without aggressive tendencies," explains Siobhan. "It is also less affected by organic material than some active ingredients and is rapidly taken up by bacteria - an essential quality for both pre- and post- milking applications."

An immediate focus on teat hygiene will ensure thermophilic and bacteria counts stay under control, whilst keeping teat skin in good condition and able to withstand the autumnal challenges. For advice on teat hygiene, speak to your representative Siobhan on 0867910777, or contact the Diversey Agriculture team for more information.



Cellcheck Workshop 2022

On the farm of Peter Clarke,
Shannonhall,
Ballycommon,
County Tipperary
E45 A584

October 5TH @11am

How to use MR results and other reports to do SDCT
New prescription rules - DAFM
BCS, diet of cow in dry period/at drying off
Dry off procedure, how to reduce cases of mastitis.



TRACE PACK[®] EasyWeaner

Respiratory support for weanlings

- Aids in prevention of respiratory infection
- Stimulates immunity
- Improved appetite and reduced stress
- Easier breathing, better thrive



Arrabawn

Tel: 087 669 7010
email: info@arrabawn.ie
www.arrabawn.ie



Stay connected with us!! Check out our website for weekly farming updates. Find us at www.arrabawn.ie Connect with us on social media on Twitter @arrabawncoop and @milk4profit for regular farming updates and promotional offers. We are also on Facebook at Arrabawn Co Op. For further information or advice on any subjects or products mentioned in this newsletter Please ring 087 9482791 Email: farmsupport@arrabawn.ie • Check out our Website: www.arrabawn.ie